

# FGH30S130P

## Shorted Anode™ IGBT

### Features

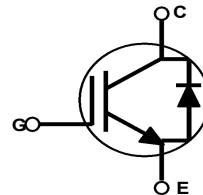
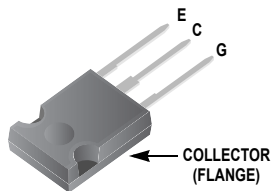
- High speed switching
- Low saturation voltage:  $V_{CE(sat)} = 1.75V @ I_C = 30A$
- High input impedance
- RoHS compliant

### Applications

- Induction Heating and Microwave Oven
- Soft Switching Applications

### General Description

Using advanced Field Stop Trench and Shorted Anode technology, Fairchild's Shorted Anode™ Trench IGBTs offer superior conduction and switching performances, and easy parallel operation with exceptional avalanche capability. This device is designed for induction heating and microwave oven.



### Absolute Maximum Ratings $T_C = 25^\circ C$ unless otherwise noted

Symbol	Description	Ratings	Units
$V_{CES}$	Collector to Emitter Voltage	1300	V
$V_{GES}$	Gate to Emitter Voltage	$\pm 25$	V
$I_C$	Collector Current @ $T_C = 25^\circ C$	60	A
	Collector Current @ $T_C = 100^\circ C$	30	A
$I_{CM(1)}$	Pulsed Collector Current	90	A
$I_F$	Diode Continuous Forward Current @ $T_C = 25^\circ C$	60	A
$I_F$	Diode Continuous Forward Current @ $T_C = 100^\circ C$	30	A
$P_D$	Maximum Power Dissipation @ $T_C = 25^\circ C$	500	W
	Maximum Power Dissipation @ $T_C = 100^\circ C$	250	W
$T_J$	Operating Junction Temperature	-55 to +175	$^\circ C$
$T_{stg}$	Storage Temperature Range	-55 to +175	$^\circ C$
$T_L$	Maximum Lead Temp. for soldering Purposes, 1/8" from case for 5 seconds	300	$^\circ C$

### Thermal Characteristics

Symbol	Parameter	Typ.	Max.	Units
$R_{\theta JC}(IGBT)$	Thermal Resistance, Junction to Case, Max	--	0.3	$^\circ C/W$
$R_{\theta JA}$	Thermal Resistance, Junction to Ambient, Max	--	40	$^\circ C/W$

Notes:  
1: Limited by  $T_{jmax}$

**Package Marking and Ordering Information**

Device Marking	Device	Package	Reel Size	Tape Width	Quantity
FGH30S130P	FGH30S130P	TO-247	-	-	30

**Electrical Characteristics of the IGBT**  $T_C = 25^\circ\text{C}$  unless otherwise noted

Symbol	Parameter	Test Conditions	Min.	Typ.	Max.	Units
<b>Off Characteristics</b>						
$I_{CES}$	Collector Cut-Off Current	$V_{CE} = 1300, V_{GE} = 0V$	-	-	1	mA
$I_{GES}$	G-E Leakage Current	$V_{GE} = V_{GES}, V_{CE} = 0V$	-	-	±500	nA
<b>On Characteristics</b>						
$V_{GE(th)}$	G-E Threshold Voltage	$I_C = 30\text{mA}, V_{CE} = V_{GE}$	4.5	6.0	7.5	V
$V_{CE(sat)}$	Collector to Emitter Saturation Voltage	$I_C = 30A, V_{GE} = 15V, T_C = 25^\circ\text{C}$	-	1.75	2.3	V
		$I_C = 30A, V_{GE} = 15V, T_C = 125^\circ\text{C}$	-	1.85	-	V
		$I_C = 30A, V_{GE} = 15V, T_C = 175^\circ\text{C}$	-	1.9	-	V
$V_{FM}$	Diode Forward Voltage	$I_F = 30A, T_C = 25^\circ\text{C}$	-	1.7	2.2	V
		$I_F = 30A, T_C = 175^\circ\text{C}$	-	2.1	-	V
<b>Dynamic Characteristics</b>						
$C_{ies}$	Input Capacitance	$V_{CE} = 30V, V_{GE} = 0V, f = 1\text{MHz}$	-	3345	-	pF
$C_{oes}$	Output Capacitance		-	75	-	pF
$C_{res}$	Reverse Transfer Capacitance		-	60	-	pF
<b>Switching Characteristics</b>						
$t_{d(on)}$	Turn-On Delay Time	$V_{CC} = 600V, I_C = 30A, R_G = 10\Omega, V_{GE} = 15V, \text{Resistive Load}, T_C = 25^\circ\text{C}$	-	39	-	ns
$t_r$	Rise Time		-	360	-	ns
$t_{d(off)}$	Turn-Off Delay Time		-	620	-	ns
$t_f$	Fall Time		-	160	210	ns
$E_{on}$	Turn-On Switching Loss		-	1.3	-	mJ
$E_{off}$	Turn-Off Switching Loss		-	1.22	1.6	mJ
$E_{ts}$	Total Switching Loss		-	2.52	-	mJ
$t_{d(on)}$	Turn-On Delay Time	$V_{CC} = 600V, I_C = 30A, R_G = 10\Omega, V_{GE} = 15V, \text{Resistive Load}, T_C = 175^\circ\text{C}$	-	38	-	ns
$t_r$	Rise Time		-	375	-	ns
$t_{d(off)}$	Turn-Off Delay Time		-	635	-	ns
$t_f$	Fall Time		-	270	-	ns
$E_{on}$	Turn-On Switching Loss		-	1.59	-	mJ
$E_{off}$	Turn-Off Switching Loss		-	1.78	-	mJ
$E_{ts}$	Total Switching Loss		-	3.37	-	mJ
$Q_g$	Total Gate Charge	$V_{CE} = 600V, I_C = 30A, V_{GE} = 15V$	-	78	-	nC
$Q_{ge}$	Gate to Emitter Charge		-	4.2	-	nC
$Q_{gc}$	Gate to Collector Charge		-	33.3	-	nC

## Typical Performance Characteristics

Figure 1. Typical Output Characteristics

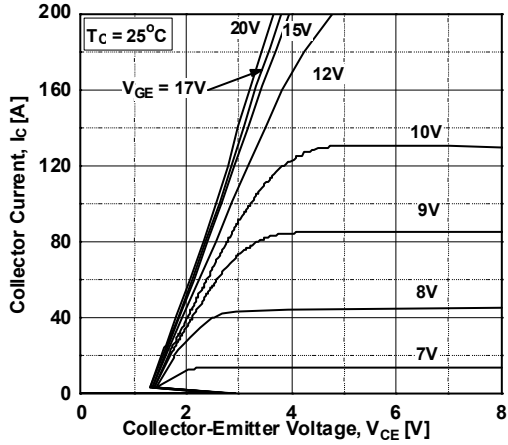


Figure 2. Typical Output Characteristics

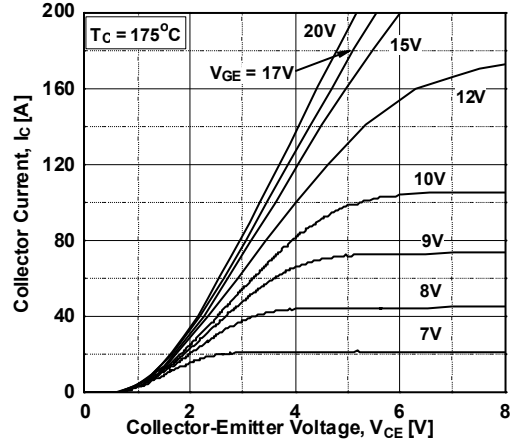


Figure 3. Typical Saturation Voltage Characteristics

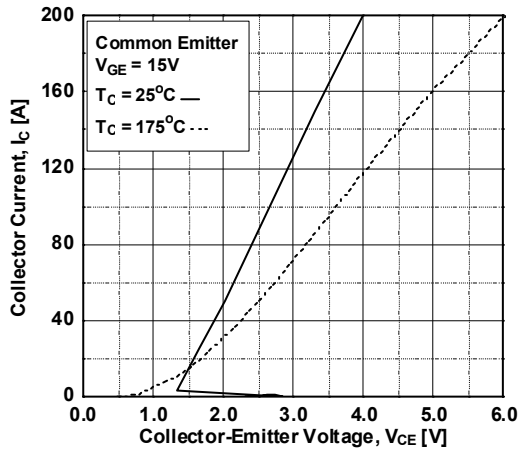


Figure 4. Transfer Characteristics

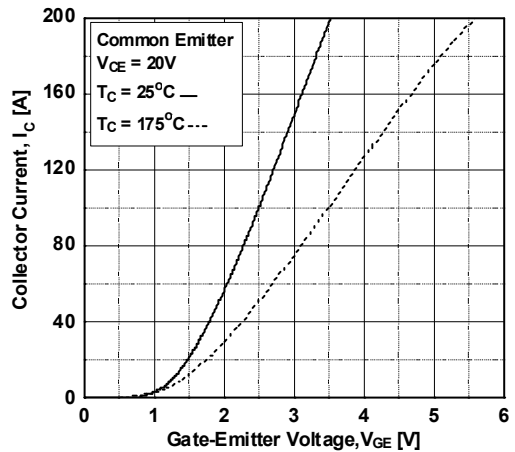


Figure 5. Saturation Voltage vs. Case Temperature at Variant Current Level

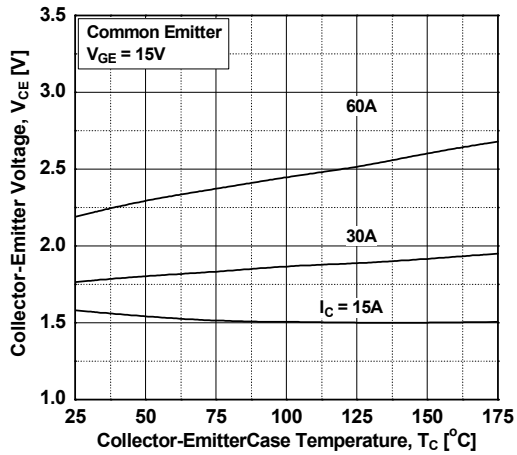
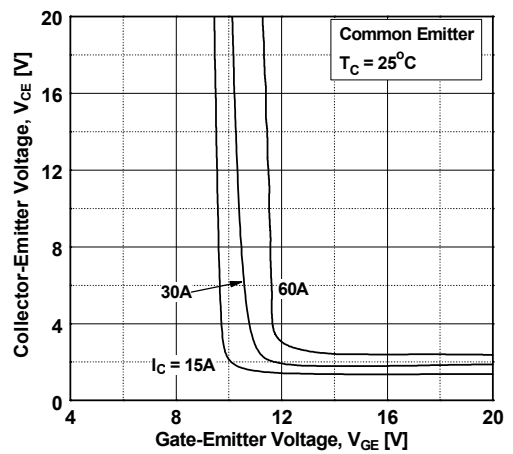


Figure 6. Saturation Voltage vs. Vge



## Typical Performance Characteristics

Figure 7. Saturation Voltage vs.  $V_{GE}$

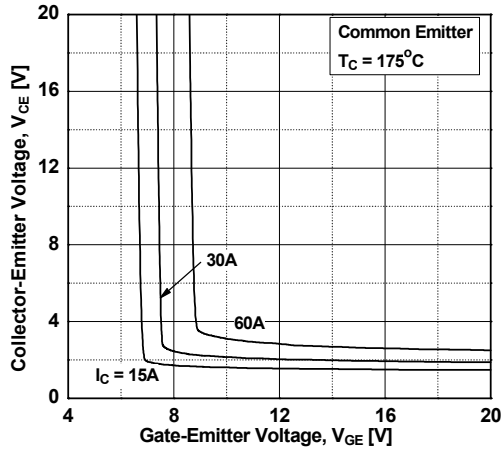


Figure 8. Capacitance Characteristics

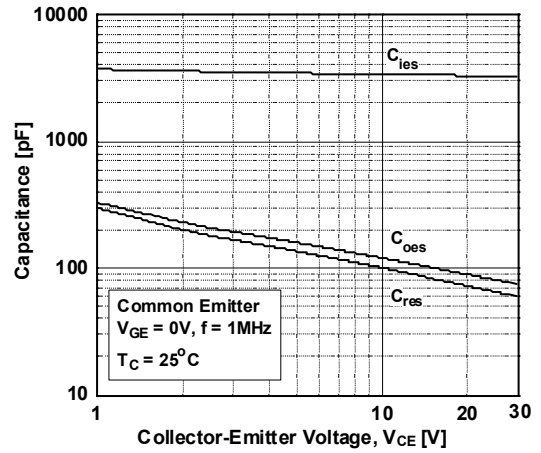


Figure 9. Gate Charge Characteristics

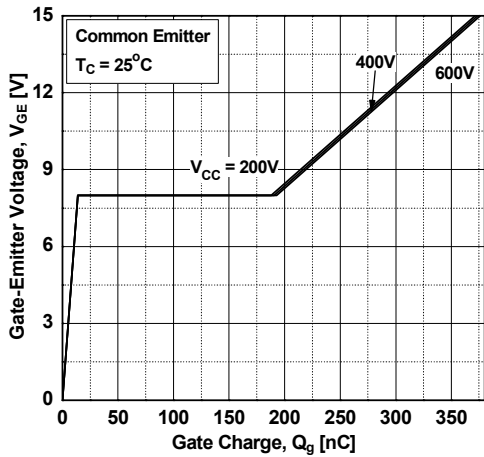


Figure 10. SOA Characteristics

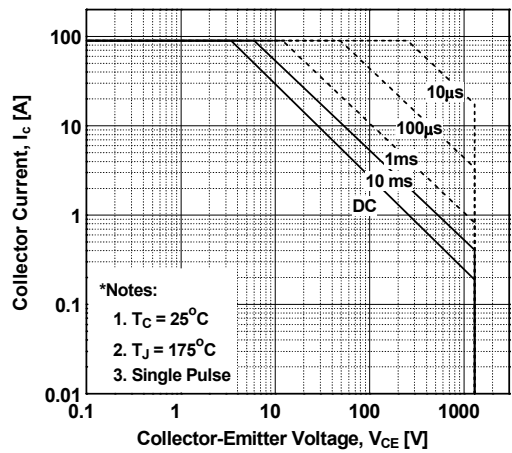


Figure 11. Turn-On Characteristics vs Gate Resistance

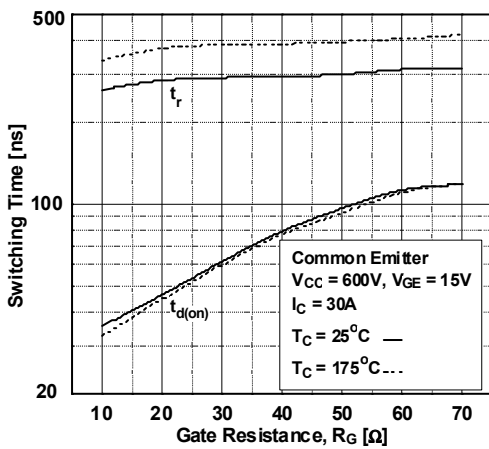
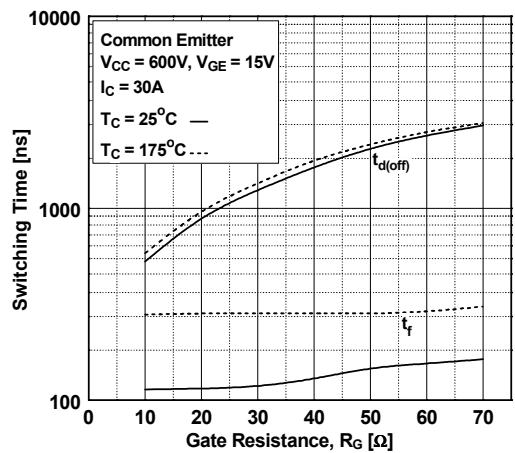
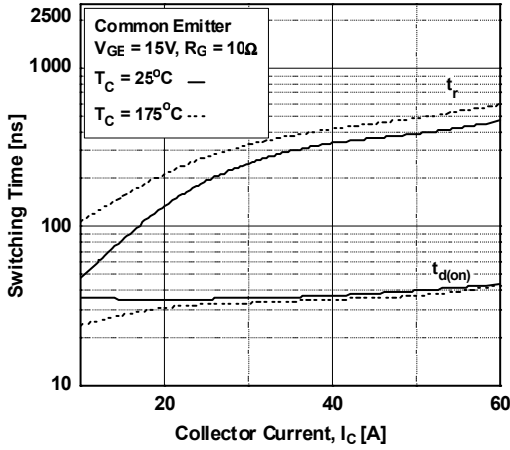


Figure 12. Turn-off Characteristics vs. Gate Resistance

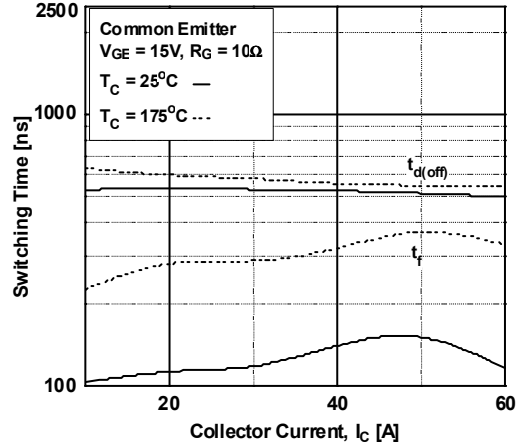


### Typical Performance Characteristics

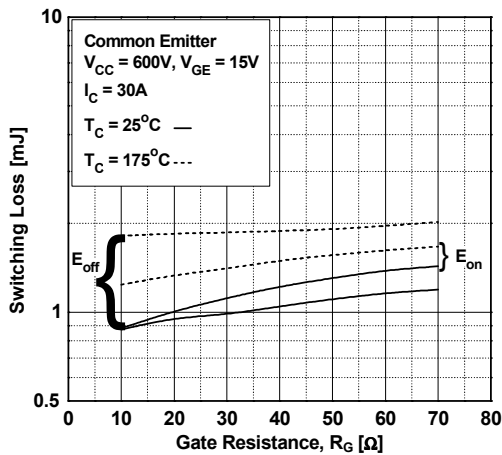
**Figure 13. Turn-on Characteristics VS. Collector Current**



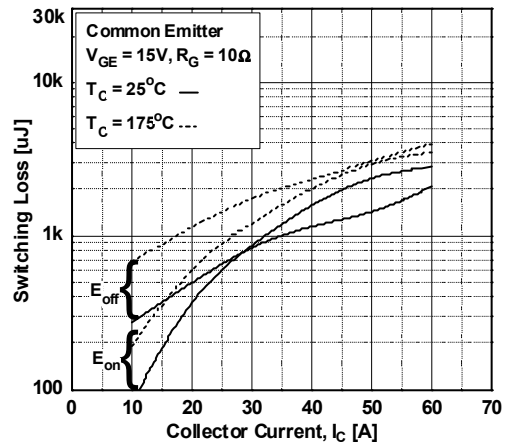
**Figure 14. Turn-off Characteristics VS. Collector Current**



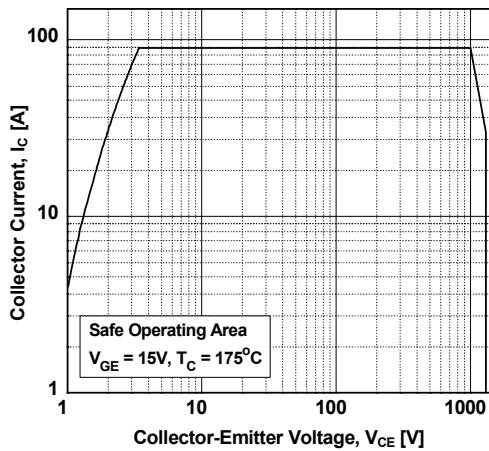
**Figure 15. Switching Loss VS. Gate Resistance**



**Figure 16. Switching Loss VS. Collector Current**



**Figure 17. Turn off Switching SOA Characteristics**



**Figure 18. Forward Characteristics**

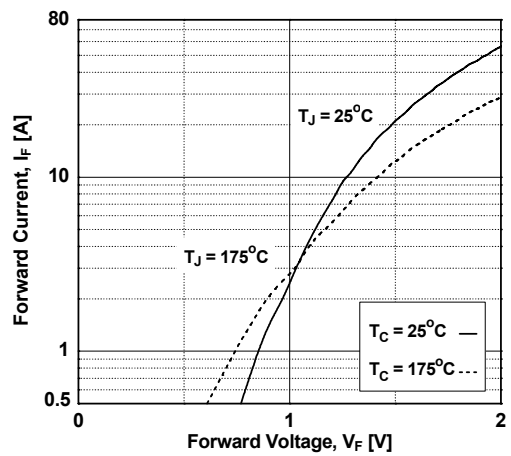
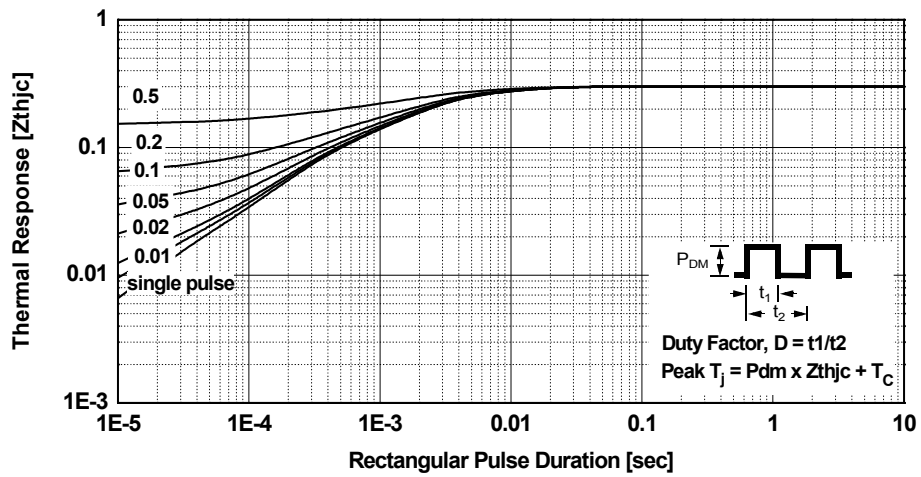


Figure 19. Transient Thermal Impedance of IGBT







**TRADEMARKS**

The following includes registered and unregistered trademarks and service marks, owned by Fairchild Semiconductor and/or its global subsidiaries, and is not intended to be an exhaustive list of all such trademarks.

- |                                                                                     |                                                 |                                                                                      |                                                                                       |
|-------------------------------------------------------------------------------------|-------------------------------------------------|--------------------------------------------------------------------------------------|---------------------------------------------------------------------------------------|
| 2Cool™                                                                              | F-PFS™                                          | PowerTrench®                                                                         | The Power Franchise®                                                                  |
| AccuPower™                                                                          | FRFET®                                          | PowerXS™                                                                             | the power®                                                                            |
| AX-CAP™*                                                                            | Global Power Resource <sup>SM</sup>             | Programmable Active Droop™                                                           | franchise®                                                                            |
| BitSiC®                                                                             | Green Bridge™                                   | QFET®                                                                                | TinyBoost™                                                                            |
| Build it Now™                                                                       | Green FPS™                                      | QS™                                                                                  | TinyBuck™                                                                             |
| CorePLUS™                                                                           | Green FPS™ e-Series™                            | Quiet Series™                                                                        | TinyCalc™                                                                             |
| CorePOWER™                                                                          | Gmax™                                           | RapidConfigure™                                                                      | TinyLogic®                                                                            |
| CROSSVOL™                                                                           | GTO™                                            |  ™  | TINYOPTO™                                                                             |
| CTL™                                                                                | IntelliMAX™                                     | Saving our world, 1mW/W/kW at a time™                                                | TinyPower™                                                                            |
| Current Transfer Logic™                                                             | ISOPLANAR™                                      | SignalWise™                                                                          | TinyPWM™                                                                              |
| DEUXPEED®                                                                           | Marking Small Speakers Sound Louder and Better™ | SmartMax™                                                                            | TinyWire™                                                                             |
| Dual Cool™                                                                          | MegaBuck™                                       | SMART START™                                                                         | TranSiC®                                                                              |
| EcoSPARK®                                                                           | MICROCOUPLER™                                   | Solutions for Your Success™                                                          | TriFault Detect™                                                                      |
| EfficientMax™                                                                       | MicroFET™                                       | SPM®                                                                                 | TRUECURRENT®*                                                                         |
| ESBC™                                                                               | MicroPak™                                       | STEALTH™                                                                             | µSerDes™                                                                              |
|  ® | MicroPak2™                                      | SuperFET®                                                                            |  ™ |
| Fairchild®                                                                          | MillerDrive™                                    | SuperSOT™_3                                                                          | UHC®                                                                                  |
| Fairchild Semiconductor®                                                            | MotionMax™                                      | SuperSOT™_6                                                                          | Ultra FRFET™                                                                          |
| FACT Quiet Series™                                                                  | Motion-SPM™                                     | SuperSOT™_8                                                                          | UniFET™                                                                               |
| FACT®                                                                               | mWSaver™                                        | SupreMOS®                                                                            | VCX™                                                                                  |
| FAST®                                                                               | OptoHiT™                                        | SyncFET™                                                                             | VisualMax™                                                                            |
| FastvCore™                                                                          | OPTOLOGIC®                                      | Sync-Lock™                                                                           | VoltagePlus™                                                                          |
| FETBench™                                                                           | OPTOPLANAR®                                     |  ®* | XS™                                                                                   |
| FlashWriter®*                                                                       |                                                 |                                                                                      |                                                                                       |
| FPS™                                                                                |                                                 |                                                                                      |                                                                                       |

\*Trademarks of System General Corporation, used under license by Fairchild Semiconductor.

**DISCLAIMER**

FAIRCHILD SEMICONDUCTOR RESERVES THE RIGHT TO MAKE CHANGES WITHOUT FURTHER NOTICE TO ANY PRODUCTS HEREIN TO IMPROVE RELIABILITY, FUNCTION, OR DESIGN. FAIRCHILD DOES NOT ASSUME ANY LIABILITY ARISING OUT OF THE APPLICATION OR USE OF ANY PRODUCT OR CIRCUIT DESCRIBED HEREIN; NEITHER DOES IT CONVEY ANY LICENSE UNDER ITS PATENT RIGHTS, NOR THE RIGHTS OF OTHERS. THESE SPECIFICATIONS DO NOT EXPAND THE TERMS OF FAIRCHILD'S WORLDWIDE TERMS AND CONDITIONS, SPECIFICALLY THE WARRANTY THEREIN, WHICH COVERS THESE PRODUCTS.

**LIFE SUPPORT POLICY**

FAIRCHILD'S PRODUCTS ARE NOT AUTHORIZED FOR USE AS CRITICAL COMPONENTS IN LIFE SUPPORT DEVICES OR SYSTEMS WITHOUT THE EXPRESS WRITTEN APPROVAL OF FAIRCHILD SEMICONDUCTOR CORPORATION.

As used here in:

- Life support devices or systems are devices or systems which, (a) are intended for surgical implant into the body or (b) support or sustain life, and (c) whose failure to perform when properly used in accordance with instructions for use provided in the labeling, can be reasonably expected to result in a significant injury of the user.
- A critical component in any component of a life support, device, or system whose failure to perform can be reasonably expected to cause the failure of the life support device or system, or to affect its safety or effectiveness.

**ANTI-COUNTERFEITING POLICY**

Fairchild Semiconductor Corporation's Anti-Counterfeiting Policy. Fairchild's Anti-Counterfeiting Policy is also stated on our external website, [www.fairchildsemi.com](http://www.fairchildsemi.com), under Sales Support.

Counterfeiting of semiconductor parts is a growing problem in the industry. All manufactures of semiconductor products are experiencing counterfeiting of their parts. Customers who inadvertently purchase counterfeit parts experience many problems such as loss of brand reputation, substandard performance, failed application, and increased cost of production and manufacturing delays. Fairchild is taking strong measures to protect ourselves and our customers from the proliferation of counterfeit parts. Fairchild strongly encourages customers to purchase Fairchild parts either directly from Fairchild or from Authorized Fairchild Distributors who are listed by country on our web page cited above. Products customers buy either from Fairchild directly or from Authorized Fairchild Distributors are genuine parts, have full traceability, meet Fairchild's quality standards for handling and storage and provide access to Fairchild's full range of up-to-date technical and product information. Fairchild and our Authorized Distributors will stand behind all warranties and will appropriately address and warranty issues that may arise. Fairchild will not provide any warranty coverage or other assistance for parts bought from Unauthorized Sources. Fairchild is committed to combat this global problem and encourage our customers to do their part in stopping this practice by buying direct or from authorized distributors.

**PRODUCT STATUS DEFINITIONS**

**Definition of Terms**

Datasheet Identification	Product Status	Definition
Advance Information	Formative / In Design	Datasheet contains the design specifications for product development. Specifications may change in any manner without notice.
Preliminary	First Production	Datasheet contains preliminary data; supplementary data will be published at a later date. Fairchild Semiconductor reserves the right to make changes at any time without notice to improve design.
No Identification Needed	Full Production	Datasheet contains final specifications. Fairchild Semiconductor reserves the right to make changes at any time without notice to improve the design.
Obsolete	Not In Production	Datasheet contains specifications on a product that is discontinued by Fairchild Semiconductor. The datasheet is for reference information only.