

1.1 MASSE - Schema elettrico E1020

[MASSE - Descrizione](#)




































































[MASSE - Schema elettrico](#)

[MASSE - Localizzazione componenti](#)

[MASSE - Descrizione funzionale](#)

[Stampa funzione elettrica](#)

SCHEMA ELETTRICO

≡ C002	→	 
≡ C003	→	 
≡ C011	→	             
≡ C012	→	
≡ C016	→	  
≡ C020 A	→	      
≡ C020 B	→	                    
≡ C030	→	           
≡ C045	→	
≡ C050 A	→	
≡ C050 B	→	
≡ C053 A	→	
≡ C053 B	→	



[Ingrandisci immagine](#)

COMPONENTI



Codice componente	Denominazione	Riferimento al complessivo
C2	Massa batteria su motore	-
C3	Massa batteria su scocca	-
C11	Massa anteriore destra	-
C12	Massa anteriore ABS	-
C16	Massa gruppo condizionatore	-
C20	Massa plancia lato passeggero	-
C30	Massa posteriore sinistra	-
C45	Massa elettroventola	-
C50	Massa sistema Air Bag	-
C53	Massa side bag + head bag	-