

JVC Service Bulletin

SUBJECT: DVD DRIVE UNIT CHANGEOVER

DATE: AUG, 2005

Model & Manual No. Shown below	Performed at factory	Priority <input type="checkbox"/> S. All Products. <input type="checkbox"/> A. Items in JVC/Dealer stock/Service return goods. <input type="checkbox"/> B. JVC stock/Units returned for service. <input type="checkbox"/> C. Sold items returned for service. <input type="checkbox"/> D. Only Units related to this bulletin. <input checked="" type="checkbox"/> E. Others.
Reference Information		

<Models>

- | | |
|------------------------|-------------------------|
| DR-MV1SAA : No. YD036 | DR-M10SAA : No. YD025 |
| DR-MV1SAS : No. YD036 | DR-M10SAA2 : No. YD025E |
| DR-MH30SAA : No. YD044 | DR-M10SAG : No. YD025 |
| DR-MH30SAG : No. YD044 | DR-M10SAX : No. YD025 |
| DR-MH30SAX : No. YD044 | SR-DVM70AG : No. YD049 |
| DR-MH30STW : No. YD026 | |

<Symptom>

1. The unit dose not work perfectly after replacing DVD UNIT.
2. The unit goes into "loading" situation after replacing DVD UNIT.

ATTACHMENT

- | | | |
|--|---|---|
| <input type="checkbox"/> NONE | <input type="checkbox"/> EXPLODED VIEW | <input type="checkbox"/> ADJUSTMENT PROCEDURE |
| <input type="checkbox"/> SCHEMATIC DIAGRAM | <input type="checkbox"/> COMPONENT/PWB LAYOUT | <input checked="" type="checkbox"/> SEE NEXT PAGE |

<Cause>

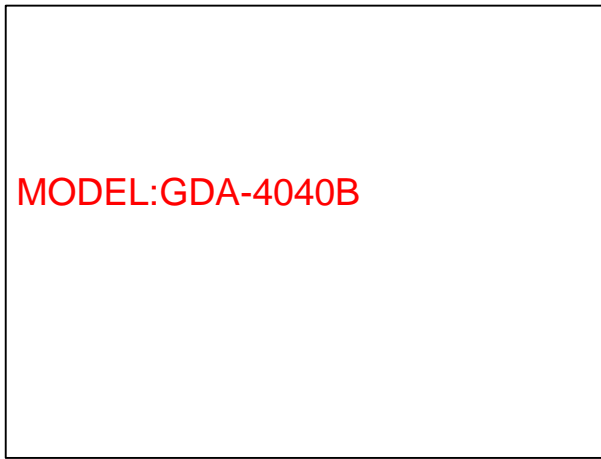
The DRIVE UNIT that was used for above models (QAL0551-001, QAL0551-002 and QAL0651-001) cannot be supplied.

Therefore the new type of DVD UNIT (QAL0704-001) is supplied for fungible part from now.

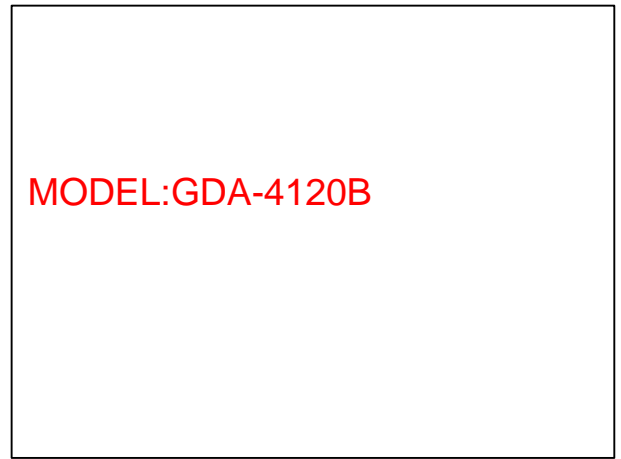
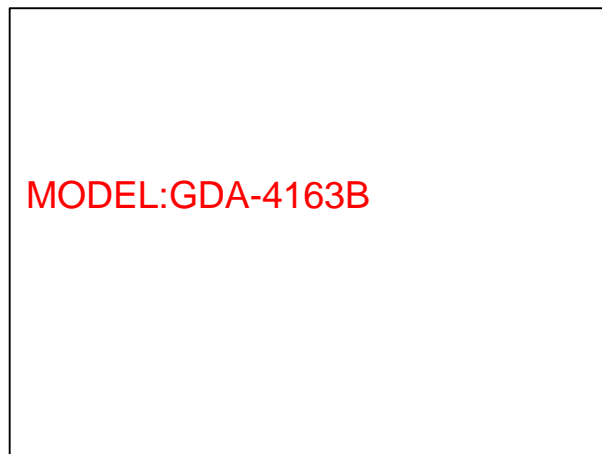
But the new type of DVD UNIT (QAL0704-001) dose not has perfectly compatibility for the old type of DVD UNIT (QAL0551-001, QAL0551-002 and QAL0651-001).

LABEL ON DVD UNIT**THE OLD TYPE OF DVD UNIT**

(QAL0551-001 and QAL0551-002)



(QAL0651-001)

**THE NEW TYPE OF DVD UNIT
(QAL0704-001)**

<Service measure>

Do the below procedure when replacing DVD UNIT from the old type of DVD UNIT (QAL0551-001, QAL0551-002 and QAL0651-001) to the new type of DVD UNIT (QAL0704-001).

1. DR-MH30SAA/SAG/SAX

1) Update firmware of Digital board.

Confirm the version of Application Software on the SYSTEM INFO MENU. (Refer to the service manual in details.)

If the version of Application Software is 1.48JR5 or newer than 1.48JR5, it is not necessary to update of the firmware.

If the version of Application Software is older than 1.48JR5, download the software (DR_MH20_30SE_00022_4.EXE) that correspond with the new type of DVD UNIT (QAL0704-001) from JKO service WEB-site.

<http://212.109.51.211/dvd/firmware/firmware.html>

Then update the unit by this software according to the JKO service WEB-site. (The procedure of this is written in detail on JKO service WEB-site.)

After update is completed, confirm the version is renewed to 1.48JR5.

SYSTEM INFO	
Version Info 1	Version Info 1
Navi Info	Initialize
Application Software Version	1.48JR5
Middle Ware Software Version	###
Syscon Software Version	###
Boot Loader Software Version	###

After this update, the unit can be installed the old type of DVD UNIT (QAL0551-001, QAL0551-002 and QAL0651-001) and the new type of DVD UNIT (QAL0704-001).

2) Exchange of FITTING (DVD) ASSY.

Page	Ref. No.	Previous Part No.	New Part No.	Part Name	FOB (New Part)	Itg	Rsn	Note
3-4	M1MM-2	LP31372-005A	LP21347-001B	FITTING	-	D	H	-
		DR-MH30SAA/SAG/SAX :	No. YD044					

Itg: INTERCHANGEABILITY

- | | |
|---|-------------------------|
| A. Completely interchangeable. | D. Not interchangeable. |
| B. Previous part can be used for new set, but new part cannot be used for previous set. | E. Addition. |
| C. New part can be used for previous set, but previous part cannot be used for new set. | F. Deletion. |

Rsn: REASON FOR CHANGE

- | | |
|----------------------------|----------------------------|
| A. To improve performance | E. Standardization of part |
| B. To improve reliability | F. For your demand |
| C. To improve safety | G. Correction of misprint |
| D. To improve productivity | H. Others |

2. SR-DVM70AG

Update firmware of Digital board.

Confirm the version of Application Software on the SYSTEM INFO MENU. (Refer to the service manual in details.)

If the version of Application Software is 0.07 or newer than 0.07, it is not necessary to update of the firmware.

If the version of Application Software is older than 0.07, download the software (SR_DVM70SG_00023_3.EXE) that correspond with the new type of DVD UNIT (QAL0704-001) from JKO service WEB-site.

<http://212.109.51.211/dvd/firmware/firmware.html>

Then update the unit by this software according to the JKO service WEB-site. (The procedure of this written in detail on JKO service WEB-site.)

After update is completed, confirm the version is renewed to 0.07.

SYSTEM INFO	
Version Info 1	Version Info 1
Navi Info	Initialize
Application Software Version	0.07
Middle Ware Software Version	###
Syscon Software Version	###
Boot Loader Software Version	###

After this update, the unit can be installed the old type of DVD UNIT (QAL0551-001, QAL0551-002 and QAL0651-001) and the new type of DVD UNIT (QAL0704-001).

3. DR-M10SAA2/SAG/SAX

Now we can not use the new type of DVD UNIT (QAL0704-001) for these models because the firm ware (HOST) for using the new type of DVD UNIT (QAL0704-001) have not been made. Therefore please use the old type of DVD UNIT (QAL0651-001) for these models according to YB-SB-00023-2.

And we will inform you the procedure for using the new type of DVD UNIT (QAL0704-001) sometime soon by new SERVICE BULLETIN.

4. DR-M10SAA

Now we can not use the new type of DVD UNIT (QAL0704-001) for this model because the firm ware (HOST) for using the new type of DVD UNIT (QAL0704-001) have not been made. Therefore please use the old type of DVD UNIT (QAL0551-002AA) for this model according to YB-SB-00023-2.

And we will inform you the procedure for using the new type of DVD UNIT (QAL0704-001) sometime soon by new SERVICE BULLETIN.

5. DR-MV1SAA/SAS

Now we can not use the new type of DVD UNIT (QAL0704-001) for these models because the firm ware (HOST) for using the new type of DVD UNIT (QAL0704-001) have not been made. Therefore please use the old type of DVD UNIT (QAL0651-001) for these models according to YB-SB-00023-2.

And we will inform you the procedure for using the new type of DVD UNIT (QAL0704-001) sometime soon by new SERVICE BULLETIN.

6. DR-MH30STW

Now we can not use the new type of DVD UNIT (QAL0704-001) for this model because the firm ware (Application Software) for using the new type of DVD UNIT (QAL0704-001) have not been made.

Therefore please use the old type of DVD UNIT (QAL0651-001) for this model according to YB-SB-00023-2.

And we will inform you the procedure for using the new type of DVD UNIT (QAL0704-001) sometime soon by new SERVICE BULLETIN.