


Case outline
STK-433, 435,
436, 437, 439,
441, 443

thick film hybrid IC
2 CHANNEL 5 to 25W min
AF POWER AMP.



Features

- © IMST, 2 Channels by 1 Power Supply.
- Small shock noise because of direct coupling emitter feedbacked.
- STK-433-105, 435-105, 436-105 and 441-105 are for the use of $T_C=105^\circ\text{C}$.
- AF output power STK-433: 5W min., STK-435: 7W min., STK-436: 10W min., STK-437: 10W min., STK-439: 15W min., STK-411: 20W min., STK-443: 25W min.

MAXIMUM RATINGS/ $T_a=25^\circ\text{C}$

	STK-433	STK-435	STK-436	STK-437	STK-439	STK-441	STK-443	unit
Maximum Supply Voltage (pin 7 to 4 or 12) $V_{CC\text{ max}}$	32	39	50	50	56	63	70	V
Operating Case Temperature T_C	90	90	90	90	85	85	85	$^\circ\text{C}$
Storage Temperature T_{stg}	→	→	→	→	→	→	→	-30 to 100 $^\circ\text{C}$
Allowable Load Shorting Time (in appointed condition) t_s	→	→	→	→	→	→	→	2 sec

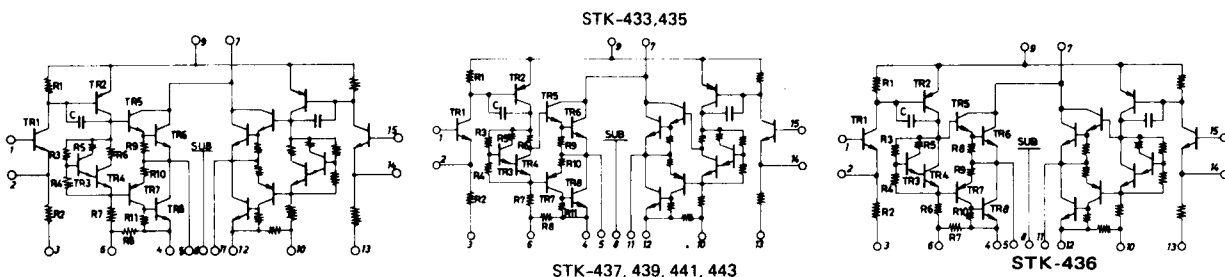
RECOMMENDED OPERATION CONDITION/ $T_a=25^\circ\text{C}$

	STK-433	STK-435	STK-436	STK-437	STK-439	STK-441	STK-443	unit
Recommended Supply Voltage V_{CC}	23	27	32	33	39	44	49	V
Load Resistance R_L	→	→	→	→	→	→	→	8 ohm

OPERATION CHARACTERISTICS/ $T_a=25^\circ\text{C}$, recommended condition, $R_g=600\text{ ohm}$, $V_G=40\text{dB}$

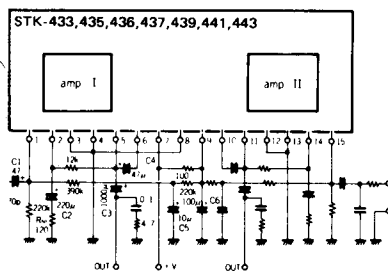
	STK-433	STK-435	STK-436	STK-437	STK-439	STK-441	STK-443	unit
Quiescent Current I_{CCO}	→	→	→	→	→	→	→	120 mAmax
Output Power P_o	5	7	10	10	15	20	25	Wmin
Distortion THD	0.5	0.5	0.3	0.2	0.2	0.3	0.3	%max
Input Resistance r_i	110k	110k	120k	110k	110k	110k	110k	ohm

EQUIVALENT CIRCUIT



APPLICATION: AF Power Amp.

www.audiolabga.com



	STK-433	STK-435	STK-436	STK-437	STK-439	STK-441	STK-443
C1	16V	25V	35V	35V	35V	30V	35V
C2	10V	25V	25V	25V	25V	25V	35V
C3	18V	25V	35V	35V	35V	50V	50V
C4	16V	16V	25V	25V	25V	35V	50V
C5	25V	25V	35V	35V	35V	35V	50V
C6	25V	25V	50V	50V	63V	63V	80V

See the operation characteristics on this specification.

